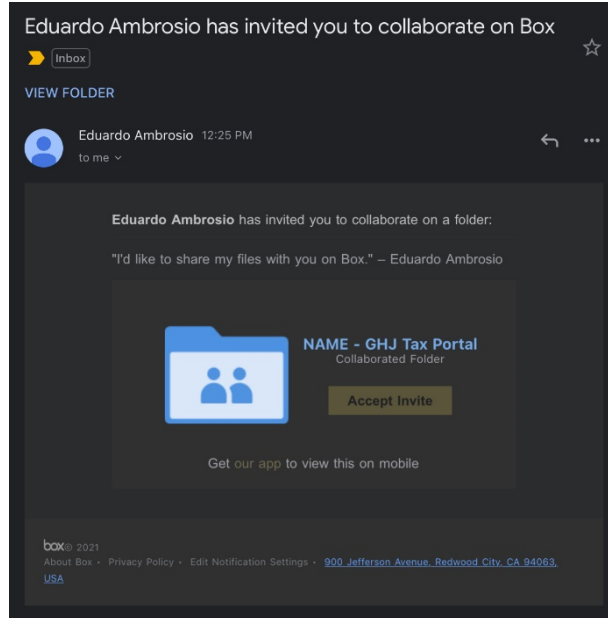


SETTING UP YOUR FREE BOX ACCOUNT (EMAIL INVITATION)

1 min read

1. Open Box email invitation and select "Accept Invite"



2. Create your Account – populate required input fields and select "Submit". Note: Please make sure to remember your password for future access to Box.

Create Your Account

Eduardo Ambrosio has invited you to collaborate on "NAME - GHJ Tax Portal"

Signup for a Box account to accept invite

Full Name

Email Address

Password


Confirm Password

Phone Number (optional)

Submit

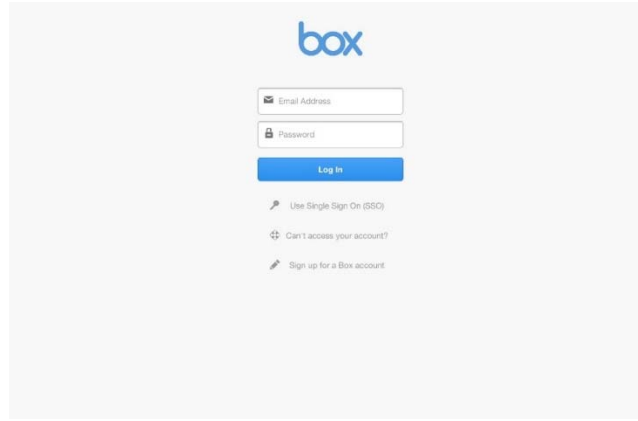
By submitting this form, you confirm that you agree to our [Terms of Service](#) and consent to the storing and processing of your personal data as described in our [Privacy Policy](#).

You're invited to collaborate on:

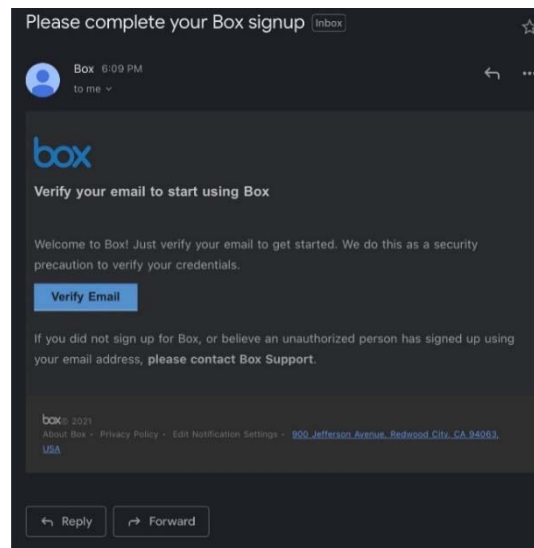
 **NAME - GHJ Tax Portal**
Shared by Eduardo Ambrosio

GHJ& Green Hasson Janks

3. Sign in to your Account using credentials



4. Complete Account activation by verifying email



5. You can now access Box and any files that have been shared with your associated email

